





STEP-BY-STEP

APPLYING FOR A GRANT



TABLE OF CONTENTS

Logging into your account.....3

Password recovery.....4

Creating an account.....5

Apply.....8

Applicant dashboard.....10

Accessing historical requests.....10

Accessing saved applications.....11

IF YOU ALREADY HAVE AN ACCOUNT...



Logon Page

Email Address*

Password*

Log On

Create New Account

[Forgot your Password?](#)

- Log into your account using your email and password
- Press the “Log On” button to enter the applicant portal.

IF YOU FORGOT YOUR PASSWORD...



Logon Page

Email Address*

Password*

Log On

Create New Account

[Forgot your Password?](#)

- Click “Forgot your Password?”
- You will be prompted to enter your account email. Click "Send Reset Link" after entry. A reset link will then be sent to your email.

IF YOU DO NOT HAVE AN ACCOUNT...



Logon Page

Email Address*

Password*

Log On

Create New Account

[Forgot your Password?](#)

- Click "Create New Account"

...CONTINUED

Create New Account

If you already have an Account, click the 'Cancel Account Creation' button to go to the Logon page

⚠ Using the browser's back button will delete your registration information.

ℹ This registration process has multiple steps you must complete before you can apply.

Fields with an asterisk (*) are required.

Organization Information

Organization Name*

If you are applying as a department of an organization please enter as such: **Organization Name - Department Name**

For Example: USD ### - Grade School

Enter last name if applying as an individual.

EIN / Tax Identification Number*

Enter NA if applying as an individual

EIN / Tax Identification Number is Required

Web Site

Telephone Number*

Organization Email

Address 1*

Address 2

City*

State*

Postal Code*

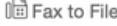



Next >

- Fill out all required information.
- Use a personal email and permanent address.
- When finished, click “Next.”

APPLY...

Greater Salina Community Foundation

Jessica Fuller



Role (Applicant)

Apply


Quick Search

Scroll down to find the grant details and application for your community.

Women Helping Women

Accepting Submissions from 06/22/2021 to 06/05/2022

Apply



**WOMEN
HELPING
WOMEN**
A Fairy Godmother Fund

Welcome to the Women Helping Women Grant Application!

Geographic Service Area: Saline County, Kansas
Applications Close: at 11:59pm on the 5th of July, September, November, January, March and May.
Who Can Apply: Partner agency representatives who have received training on behalf of their female clients in crisis.


Click [here](#) for a list of grant funds and criteria. Questions about your application or to receive training? Email us at grants@gscf.org or 785-823-1800.

Preview

Send to GrantHub

Cloud County Grants v.5.0

Accepting Submissions from 07/01/2021 to 06/01/2022



**Community
Foundation
for
Cloud County**
An affiliate of the
Greater Salina Community Foundation

Welcome to the Community Foundation for Cloud County Grant Application!

Geographic Service Area: Cloud County, Kansas
Applications Open: July 1, 2021
Applications Close: the 1st of each month through June 1, 2022

Grant Management Software provided by Foundant Technologies © 2021

- Upon completing registration, the "Apply" page will appear. It can also be accessed by clicking the "Apply" tab.
- You are able now able to scroll through grants, preview applications, and apply.
- To apply, click the blue "Apply" button that corresponds with your chosen grant.
- Make sure you qualify for the chosen grant's listed Geographic Service Area.

...CONTINUED

Application

Process: Greater Salina Community Foundation Grants v.5.0.

Return to Application Submitted

Contact Info [Request](#)

Applicant:
Emma Applicant
applicant@test.com
555-555-5555
123 Grants Ln
Salina, KS 67401

Organization:
Example Org B
12-1234567

[Contact Email History](#)

If your organization information does not appear correct, please contact the funder. Thank you.

Application [Question List](#)

Fields with an asterisk () are required.*

Project Summary

Is this the first time you've applied for a grant through Greater Salina Community Foundation?*

☐ Yes
☐ No

If you selected "Yes"

Click [here](#) for our Frequently Asked Questions regarding applying for a grant.

Project Name*

- Once you've clicked the blue "Apply" button on the previous page, you will enter an application.
- Fill out all required fields.
- To submit, click the blue "Submit Application" button at the bottom of the page.
- To save and come back to your application later, click the white "Save Application" button at the bottom of the page.